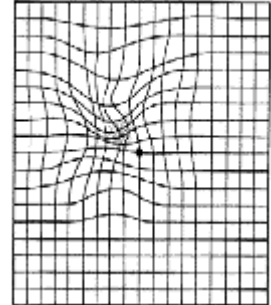


Date: \_\_\_\_\_ Patient Name: \_\_\_\_\_

### How to use The Amsler Grid

1. Wear your reading eye glasses.
2. Cover one eye.
3. Look at the center dot and keep your vision on it at all times.
4. While looking directly at the central dot and using your peripheral vision:
  - You should be able to see all four corners.
  - All the lines should be straight.
  - All the small squares should be the same size.
  - Note any distortion.

Amsler Grid With Distortion

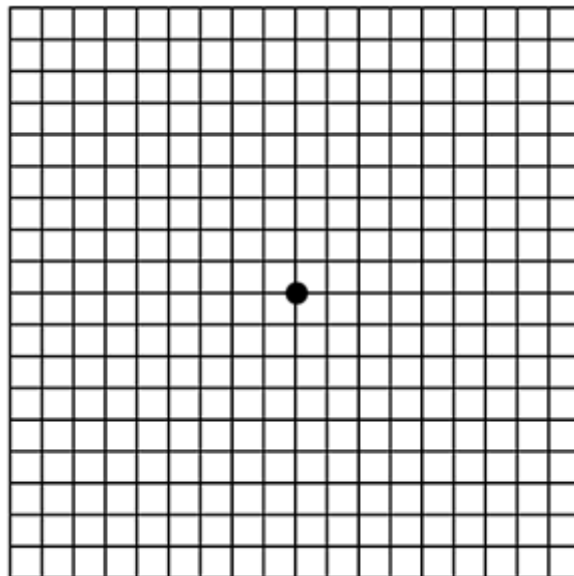
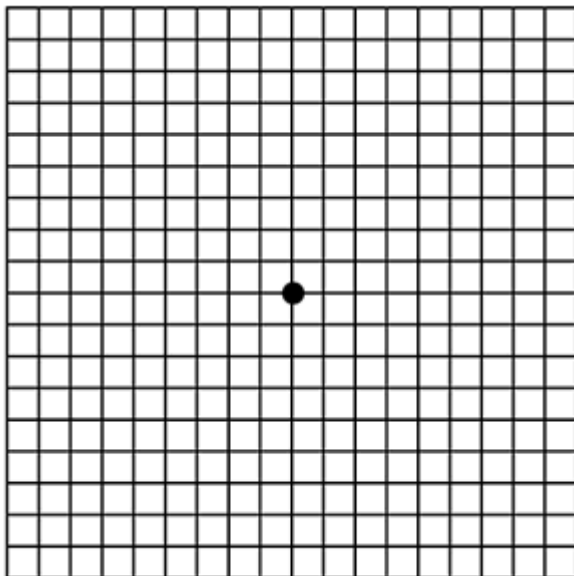


5. If you should notice any area on the grid that appears distorted (**metamorphopsia**), blurred, discolored, or otherwise abnormal (see example to the right), please call your [eye care provider](#) right away.

6. Do this test for each eye.

RIGHT

LEFT



Note \_\_\_\_\_

Note \_\_\_\_\_